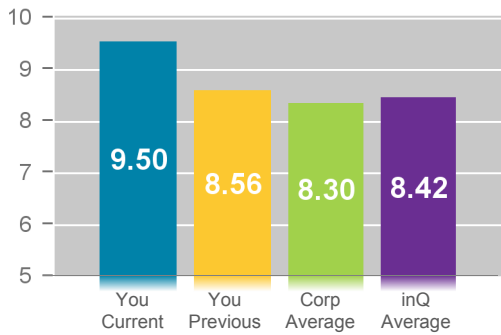
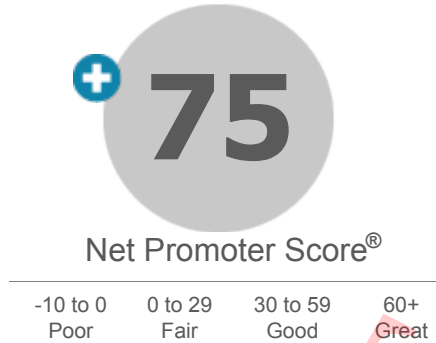


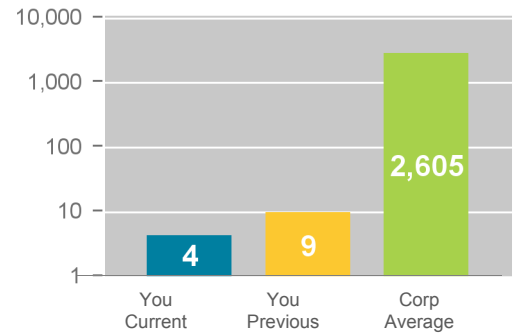
Overall Experience



Likelihood to Recommend



Your Responses



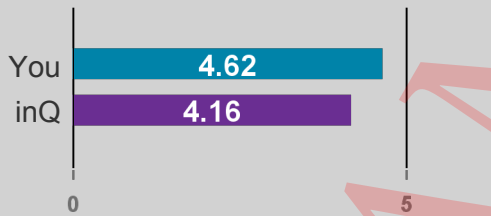
Key drivers that contribute to a **MORE POSITIVE** experience

The results on the items below correlate to a higher score on the overall experience question.


Key drivers that contribute to a **LESS POSITIVE** experience

The results on the items below correlate to a lower score on the overall experience question.

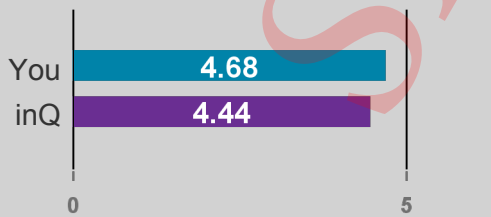
+ 0.47 Dining services



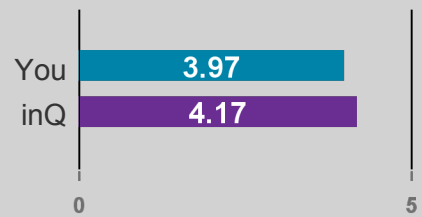
- -0.80 Transportation




+ 0.23 The grounds are well maintained.



- -0.19 Community features



+ 0.12 Overall, I am satisfied with the staff.



- -0.16 Planned activities

