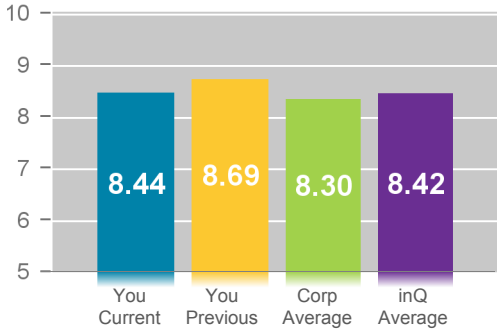
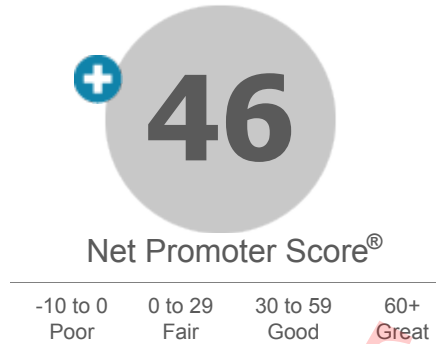


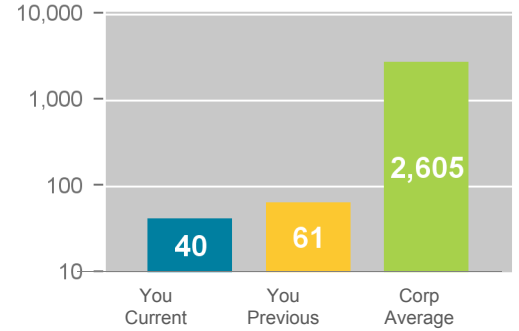
Overall Experience



Likelihood to Recommend



Your Responses




Key drivers that contribute to a **MORE POSITIVE** experience

The results on the items below correlate to a higher score on the overall experience question.


Key drivers that contribute to a **LESS POSITIVE** experience

The results on the items below correlate to a lower score on the overall experience question.


+ 0.52 My belongings are safe and secure.




- 0.09 Therapy




+ 0.33 Overall quality of services



- 0.16 Activities and programs



+ 0.33 I feel physically comfortable.



- 0.24 Social services

